




# Lesson Plan - Simchat Torah/Mitzvot

## Session Structure

|       |  |
|-------|--|
| 9:30  | <ul style="list-style-type: none"><li>• (ice breaker?)</li><li>• Aleph bet song  Aleph-Bet Video</li><li>• Hebrew reading</li><li>• Sh'ma <a href="https://aleph.danielpedroso.com/shma">https://aleph.danielpedroso.com/shma</a></li></ul> |
| 10:00 | Havdalah<br> Havdalah (Learn the blessings!) - Moishe House Rocks   |
| 10:10 | Topic of the day   |
| 10:45 | break  |
| 11:00 | Joint session: Topic of the day  |
| 11:40 | Hatikvah  Hatikva: The Song of Hope   |
| 11:45 | Close  |

## Lesson Outline

### 1. Introduction (5 minutes)

- **Greet the class** and open with a brief question:  
*"What is your favorite holiday and why?"*
- **Introduce Simchat Torah:**  
*"Today, we're going to learn about Simchat Torah, the day when we celebrate finishing the reading of the Torah!"*

### 2. What is Simchat Torah? (10 minutes)

- **Explain the basics of Simchat Torah** in simple terms:
  - On Simchat Torah, we finish reading the Torah and immediately start it again. We celebrate because the Torah is special and precious to us.
  - **Key Concept:** The Torah teaches us how to live a good life and be close to Hashem.
- **Show a picture or a small Torah scroll** if available.
- **Interactive activity:**  
*"Can anyone tell me a story from the Torah that they like?"*  
Allow a few children to share.

### 3. How We Celebrate Simchat Torah (10 minutes)

- **Explain the customs** of Simchat Torah:
  - Dancing with the Torah (Hakafot) around the synagogue.
  - Singing and lots of joy!
  - Everyone, even children, is encouraged to join the celebration.
- **Activity:**  
*"Let's practice a dance! Pretend we are in shul, and let's dance around as if we're"*

*holding a Torah.”*

Play a lively Jewish song, and let the children dance in a circle.

#### 4. Introduction to Mitzvot (10 minutes)

- **What are Mitzvot?:**  
*“Mitzvot are the special things Hashem asks us to do. They help us live a good and happy life.”*
- **Examples of Mitzvot** that children can relate to:
  - Honoring parents (Kibbud Av v'Em)
  - Being kind to others (Gemilut Chasadim)
  - Giving tzedakah (charity)
  - Celebrating holidays like Shabbat and Yom Tov
- **Simple analogy:**  
*“Imagine Mitzvot are like a treasure map that helps us find the best path in life.”*

#### 5. Interactive Mitzvah Activity (10 minutes)

- **Mitzvah Scenarios Game:**  
Present short scenarios and ask the children what Mitzvah they can do:
  - *“Your friend is sad. What can you do?”* (Kindness)
  - *“You see someone drop a toy. What can you do?”* (Helping others)
  - *“It’s Friday evening, what Mitzvah can we do?”* (Lighting Shabbat candles)

#### 6. Craft Activity (15 minutes)

- **Torah Flag Craft:**  
Provide materials (colored paper, markers, stickers) for children to make their own Torah flags, which they can wave during the Simchat Torah celebration.
- As they create, encourage them to decorate the flags with words like “Torah” or “Mitzvah” and symbols like stars, hearts, or Torah scrolls.

#### 7. Conclusion (5 minutes)

- **Wrap up** by reviewing the key points:  
*“What do we celebrate on Simchat Torah? What are Mitzvot and why are they important?”*
- **Closing song:**  
End with a fun and simple song about Simchat Torah or Mitzvot, like “Torah Tziva Lanu Moshe.”

#### Optional: Take-Home Activity

- **Simchat Torah Coloring Sheet:**  
Send the children home with a Simchat Torah-themed coloring page to reinforce the lesson.
-

## **Materials Needed**

- Torah scroll or image of a Torah scroll
  - Music for dancing
  - Craft supplies for Torah flags (paper, markers, stickers, glue)
  - Simchat Torah coloring sheets (optional)
-

| Transliteration                       | Hebrew text                   | English translation               |
|---------------------------------------|-------------------------------|-----------------------------------|
| Hava nagila                           | הָבֵה נְגִילָה                | Let's rejoice                     |
| <i>Hava nagila ve-nismecha</i>        | הָבֵה נְגִילָה וְנִשְׁמְחָה   | Let's rejoice and be happy        |
| Hava neranenah                        | הָבֵה נִרְנְנָה               | Let's sing                        |
| <i>Hava neranenah<br/>ve-nismecha</i> | הָבֵה נִרְנְנָה וְנִשְׁמְחָה  | Let's sing and be happy           |
| <i>Uru, uru achim!</i>                | עוּרוּ, עוּרוּ אֲחִים         | Awake, awake, brothers!           |
| <i>Uru achim be-lev<br/>sameach</i>   | עוּרוּ אֲחִים בְּלֵב שִׂמְחָה | Awake brothers with a happy heart |
| <i>Uru achim, uru achim!</i>          | עוּרוּ אֲחִים, עוּרוּ אֲחִים  | Awake, brothers, awake, brothers! |
| <i>Be-lev sameach</i>                 | בְּלֵב שִׂמְחָה               | With a happy heart                |